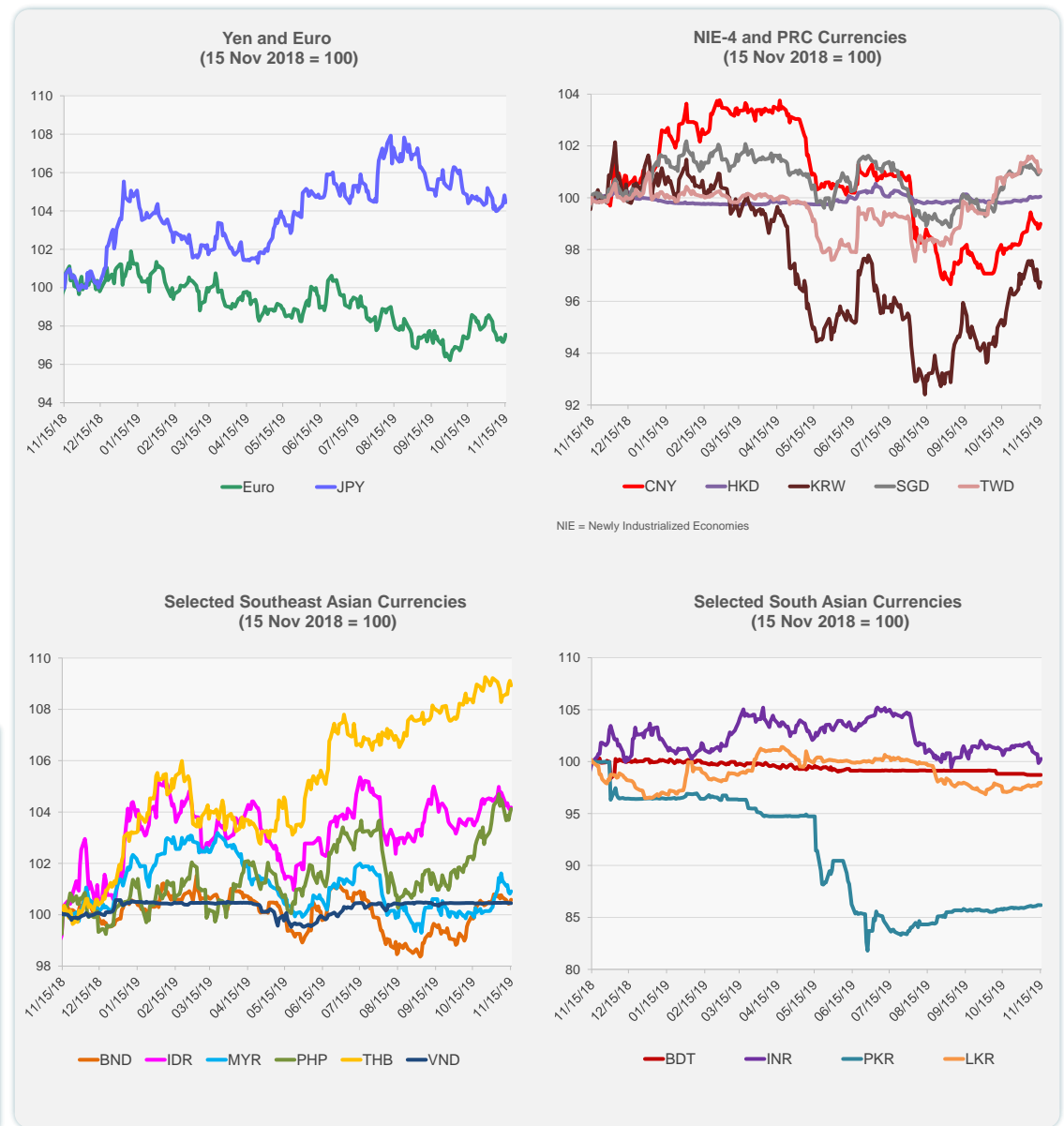
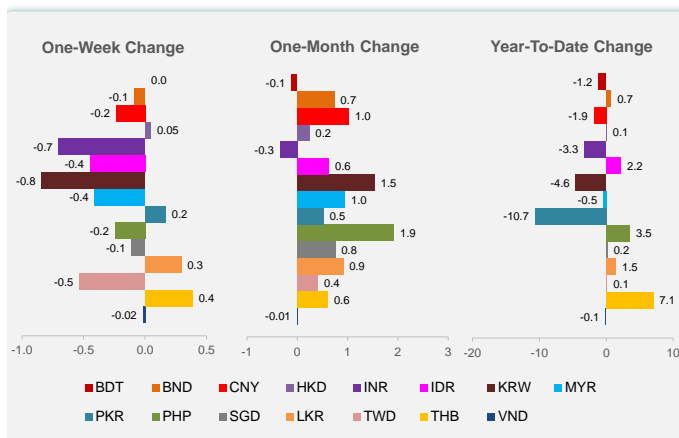


	Latest Closing	% change from Previous Day	% change from 01-Jan-19
Euro	0.90	0.26	-3.61
Japanese yen (JPY)	108.80	-0.35	0.86
Bangladeshi taka (BDT)	84.88	0.00	-1.18
Brunei dollar (BND)	1.36	0.11	0.74
Chinese yuan (CNY)	7.01	0.16	-1.87
Hong Kong dollar (HKD)	7.83	0.02	0.07
Indian rupee (INR)	71.79	0.25	-3.28
Indonesian rupiah (IDR)	14,077.00	0.08	2.22
Korean won (KRW)	1,167.14	0.23	-4.56
Malaysian ringgit (MYR)	4.15	0.10	-0.46
Pakistan rupee (PKR)	155.42	0.00	-10.65
Philippine peso (PHP)	50.67	0.17	3.55
Singapore dollar (SGD)	1.36	0.11	0.20
Sri Lanka rupee (LKR)	180.20	0.11	1.47
Taipei,China NT dollar (TWD)	30.53	0.07	0.14
Thai baht (THB)	30.25	-0.17	7.05
Vietnamese dong (VND)	23,203.00	0.00	-0.12

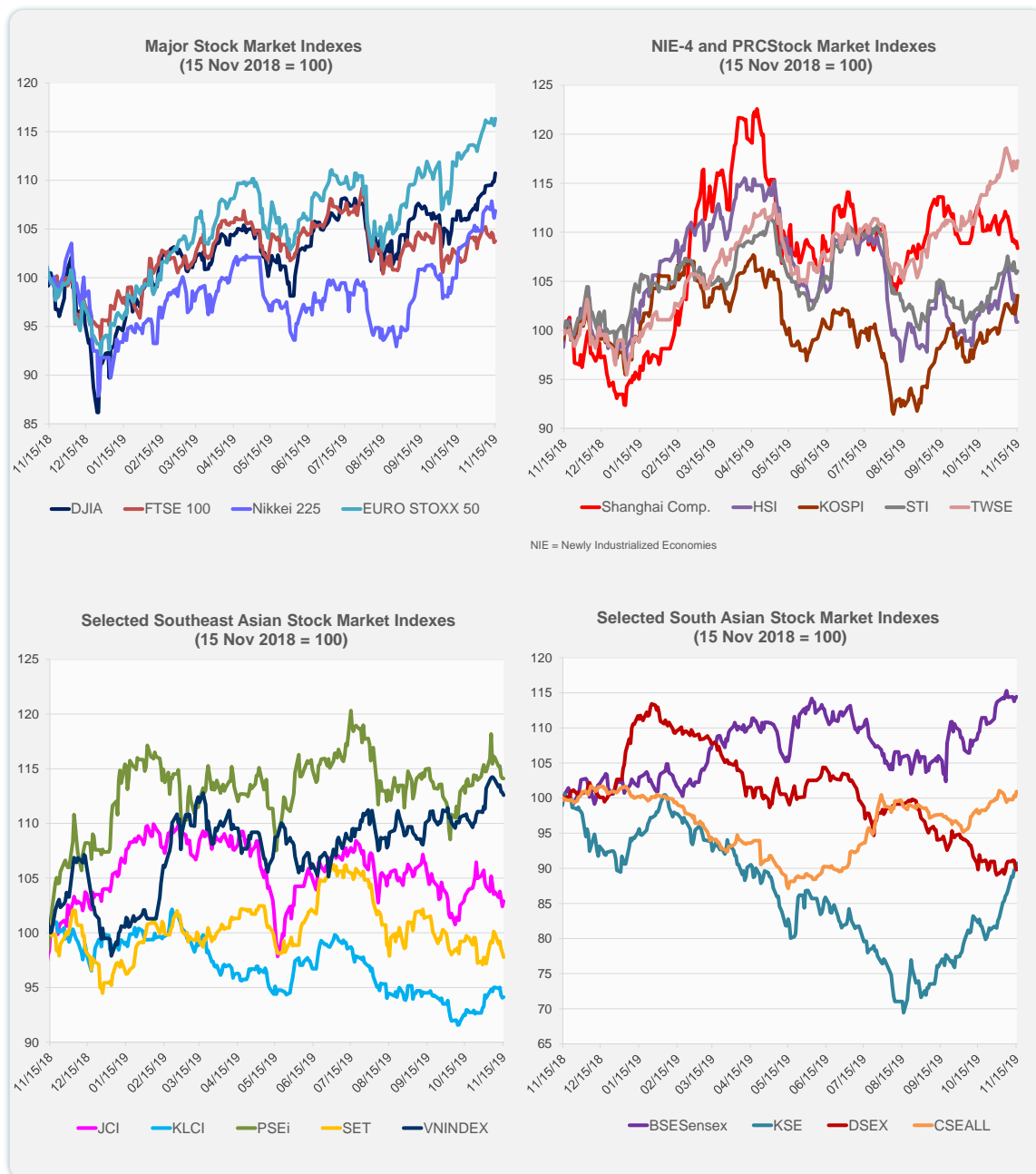
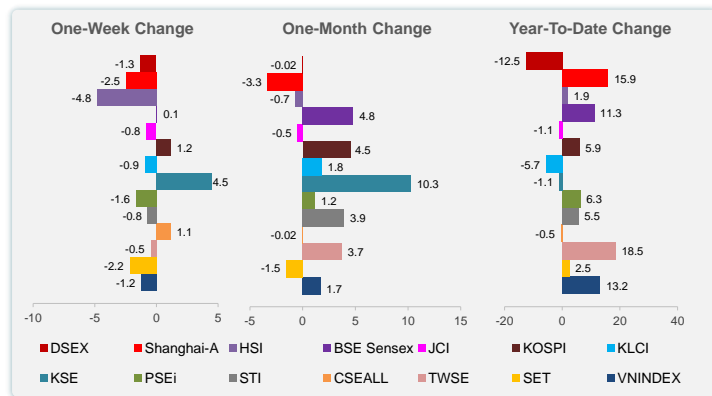


Note: Negative/Decreasing values indicate depreciation of local currency, and positive/increasing values indicate appreciation.  
Source: Bloomberg.

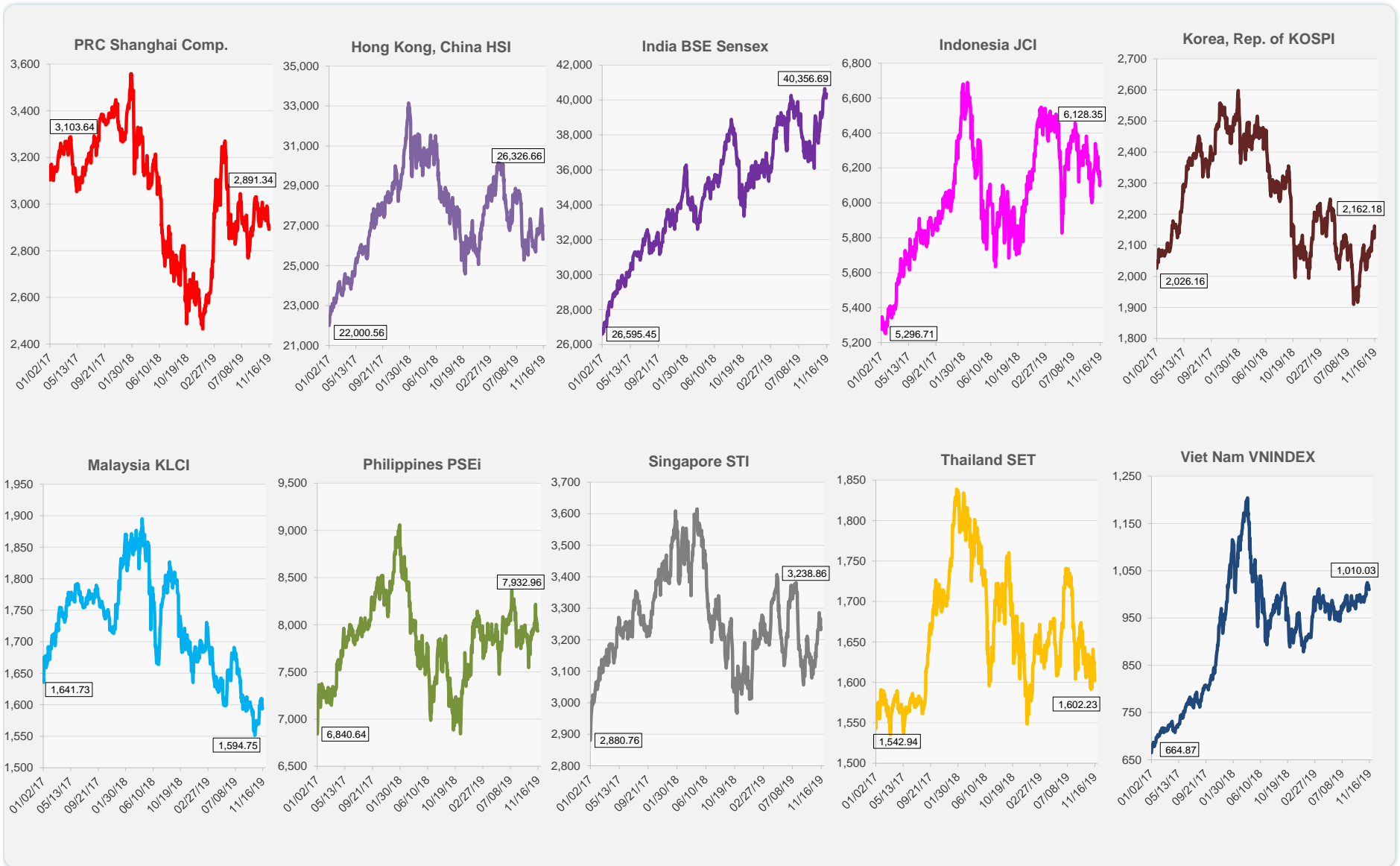


Source: Bloomberg.

	Latest Closing	% change from Previous Day	% change from 01-Jan-19
US Dow Jones Ind Avg	28,004.89	0.80	20.05
US NASDAQ	8,540.83	0.73	28.72
US S&P 500	3,120.46	0.77	24.48
UK FTSE 100	7,302.94	0.14	8.54
EURO STOXX 50	3,711.61	0.62	23.66
Japan NIKKEI 225	23,303.32	0.70	16.43
Bangladesh DSEX	4,710.37	-0.57	-12.54
PRC Shanghai Comp.	2,891.34	-0.64	15.94
Hong Kong, China HSI	26,326.66	0.01	1.86
India BSE Sensex	40,356.69	0.17	11.31
Indonesia JCI	6,128.35	0.48	-1.07
Korea, Rep. of KOSPI	2,162.18	1.07	5.94
Malaysia KLCI	1,594.75	0.08	-5.67
Pakistan KSE 100	37,583.89	0.91	-1.08
Philippines PSEi	7,932.96	-0.01	6.25
Singapore STI	3,238.86	0.22	5.54
Sri Lanka CSEALL	6,023.02	0.72	-0.48
Taipei, China TWSE	11,525.60	0.66	18.49
Thailand SET	1,602.23	-0.45	2.45
Viet Nam VNINDEX	1,010.03	-0.22	13.16



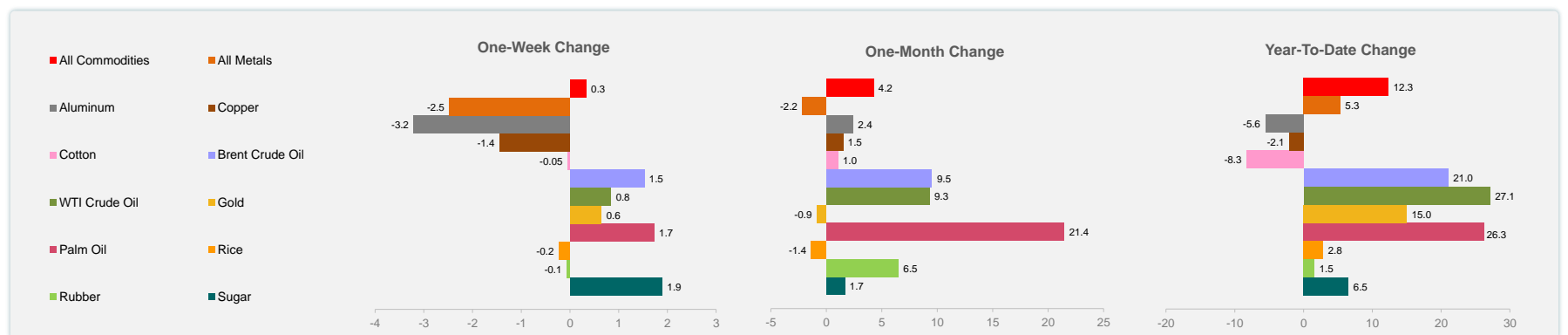
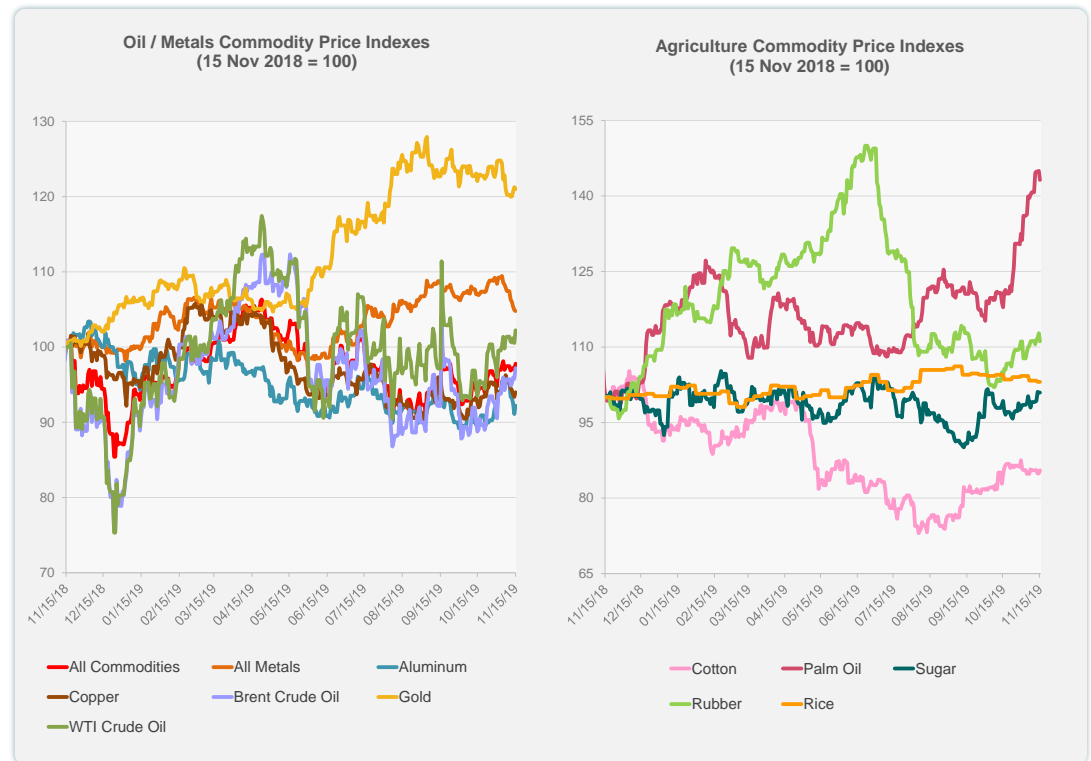
Source: Bloomberg.



Source: Bloomberg.

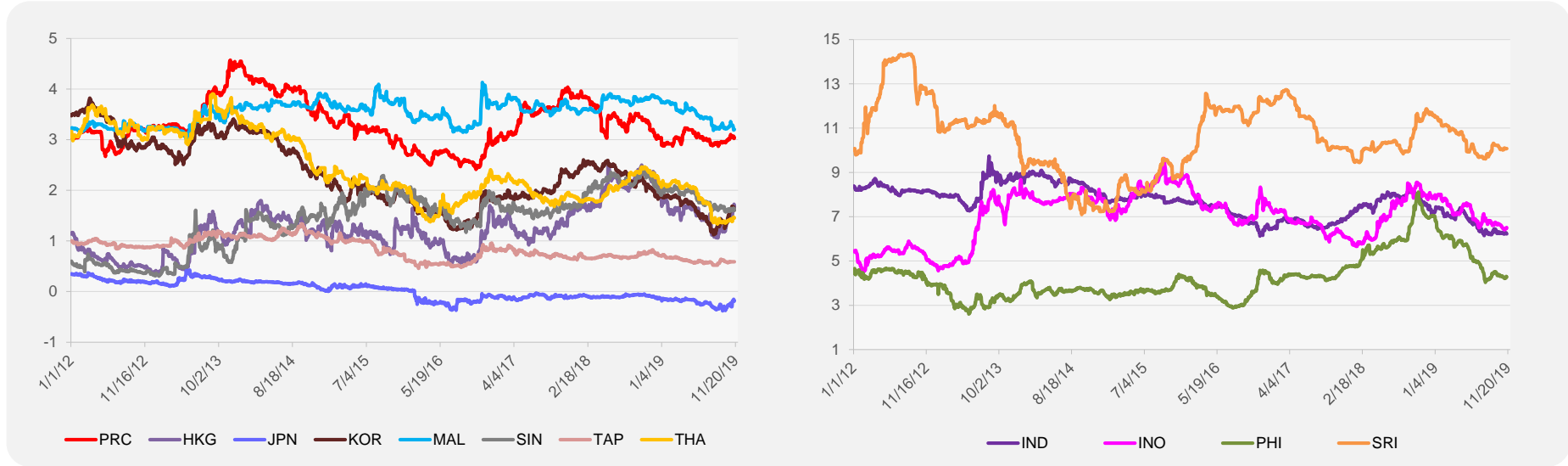
	Unit	Latest Closing	% change from Previous Day	% change from 01-Jan-19
S&P All Commodities	US\$	420.50	0.80	12.33
S&P All Metals	US\$	215.14	-0.14	5.34
Aluminum	US\$/metric ton	1,759.00	1.24	-5.57
Copper	US\$/metric ton	5,825.50	0.65	-2.08
Cotton	US cents/lb	63.69	0.66	-8.29
Brent Crude Oil	US\$/barrel	63.93	1.49	21.03
WTI Crude Oil	US\$/barrel	57.72	1.67	27.11
Gold	US\$/troy oz	1,468.30	-0.21	14.97
Palm Oil	US\$/metric tonne	596.51	-1.26	26.28
Rice <sup>1</sup>	US\$/metric ton	436.00	0.00	2.83
Rubber <sup>2</sup>	US\$/kg	150.80	-1.44	1.55
Sugar	US cents/lb	12.91	0.00	6.52

<sup>1</sup> Latest closing price from 13 November 2019.  
<sup>2</sup> Singapore Exchange, Ribbed Smoked Sheet Rubber.

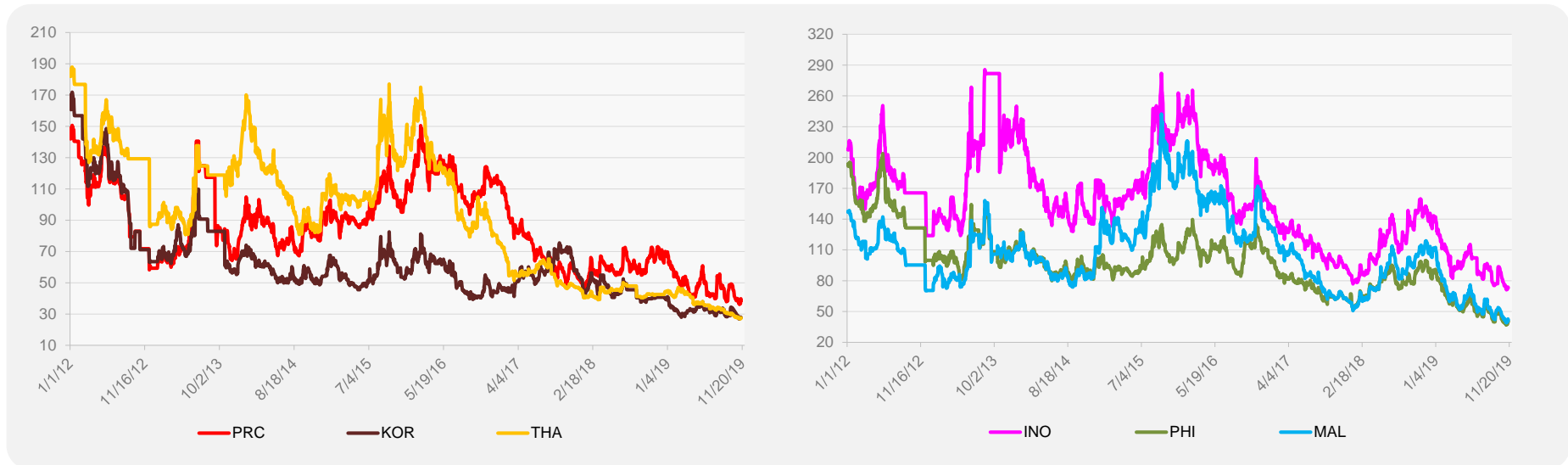


Source: Bloomberg.

### 5-YEAR LOCAL CURRENCY GOVERNMENT BOND YIELDS (%)



### 5-YEAR CREDIT DEFAULT SWAP<sup>1</sup>



<sup>1</sup> In USD and based on sovereign bonds.  
Source: Bloomberg.